

THINGS I SAW AT SWAN BARN FARM If you saw it, tick it!



Bumblebee



Squirrel



Butterfly

Dead Leaves



Pond



Flowers



What colour flowers did you see?



Beetle



Moorhen

Puddles



Rabbit

Animal Footprints



Birds



Do you know what type of birds?


What fruit trees did you spot?



There are over 20 different varieties of trees in the orchard at Swan Barn Farm, all rare or endangered traditional varieties. Can you name two different types of fruit trees that grow at Swan Barn Farm?

APPLE TREE PLUM TREE

Can you draw the different types of fruit?.....



Did you spot any of these leaves?

There are many different types of trees and the woodlands at Swan Barn Farm which are important for wildlife. Can you rearrange the letters to find out which tree they come from



BEECH

OAK



HOLLY

Opening Hours
Tuesday to Saturday 10am-5pm

Haslemere Visitor & Local Information Centre

ANSWER SHEET
Swan Barn Farm
Nature Trail Quiz



Nature Explorers

ANSWER SHEET

For Swan Barn Farm
Nature Trail Quiz!

WILDLIFE HABITATS

Habitats provide food, shelter and nesting sites for many insects, birds and mammals. Can you identify these wildlife characters by matching them up?



RABBIT



DEER



BADGER



OWL



SQUIRREL




FOX

WORDSEARCH

Can you find all 8 hidden words below?

R	E	T	A	L	W	O	O	D	S
O	W	O	O	E	E	O	A	E	B
O	P	A	P	A	O	B	N	R	I
T	R	E	E	F	L	O	W	E	R
S	B	F	A	H	P	O	N	D	D
P	O	E	M	A	N	I	M	A	L
H	E	D	G	E	D	L	E	I	F



ANIMAL

BIRD

ROOTS

FLOWER

FIELD

TREE

LEAF

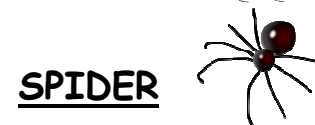
POND

WOODS

HEDGE


MINIBEAST WORD JUMBLE

Can you unscramble the words to reveal the minibeast? Did you spot any on Swan Barn Farm Walk?




WHAT'S IN THE POND?

Ponds and streams are home to a wide variety of pond life. Below are some creatures that can be found living in or near them - can you name them correctly?



DRAGONFLY



FISH