

THINGS I SAW ON MY WALK - If you saw it, tick it!

Fish Scale Tiles



Town Well



A Green Letterbox



A War Memorial



What can you spot?

What two 'animals' can you find at the top of the High Street?



Can you draw them?

Re-arrange these muddled names...

THROWPTE DROA




GHIH TRETES



LEWL ALEN



PRESHEDSH LIHL




Produced by Visit Haslemere



Haslemere Town Trail No.1
High Street and Petworth Road

Young Explorers



This trail is designed to be used by children in conjunction with the original 'Haslemere Town Trail No.1'.

Visit Haslemere
at Haslemere Museum
78 High Street, Haslemere, Surrey, GU27 2LA
Tel: +44 (0) 1428 645425 Fax: +44 (0) 1428 645234
Email: haslemerevisitor@haslemere.com
Website: www.haslemere.com/vic

WORDSEARCH

L	A	I	R	O	M	E	M	E	J
P	N	M	V	U	D	R	E	X	O
H	G	A	B	L	E	D	T	O	B
F	E	H	Y	E	I	K	N	B	N
E	O	H	G	U	R	F	L	R	P
E	R	D	N	U	E	I	M	E	E
S	G	S	I	S	O	W	L	T	T
U	I	N	D	R	M	H	M	T	W
I	A	T	L	U	T	A	S	E	O
M	N	E	E	I	J	R	H	L	R
A	M	S	I	R	A	T	L	E	T
N	U	S	F	M	O	E	R	O	H
M	I	R	N	H	W	I	E	B	G
S	S	H	E	P	H	E	R	D	S
N	T	U	D	O	R	M	L	Y	I

1. Haslemere Educational **Museum**
2. Reverend James **Fielding**
3. Town **Well**
4. **Tudor** Cottage
5. **Georgian** House Hotel
6. Three **Gabled** Building
7. War **Memorial**
8. **Petworth** Road
9. **Shepherd's** Hill
10. Green **Letterbox**

Look at the names above and see if you can find all the bold words in the wordsearch.

Test your knowledge of Haslemere!

- 1) When was Police Inspector William Donaldson murdered? _____
- 2) Who was Hannah Oakford? _____
- 3) What type of tree is found outside the Georgian House Hotel? _____
- 4) What colour is the letterbox under this tree? _____




Did you know...?

The Rev. James Fielding who lived in the Town House, is thought to have been a highwayman!

The tree outside the Georgian House Hotel is over 200 years old!

Petworth Road was originally called Cow Street, because cattle were brought along it from farms in Sussex to the market in the High Street.

Help Arthur find his way home...



Answers can be found on:
www.haslemere.com/vic or
www.haslemeremuseum/vicwalkandexplore.html

Visit Haslemere

at Haslemere Museum , 78 High Street, Haslemere, Surrey, GU27 2LA Tel: +44 (0) 1428 645425 Fax: +44 (0) 1428 645234

Opening Hours: Tuesday to Saturday 10am-5pm

