

## Are you a CHURCH DETECTIVE?



St Bartholomew's Church

### Inside the Church

Can you find dedications to the following people: (*Tick the box when you have found them*) You might have to look very carefully!

Alfred Lord Tennyson


Gerald Manley Hopkins

William Donaldson

Robert Hunter



## Test your GEOGRAPHY...!



Starting at the museum, write down the correct directions you have to walk in to find your way back:

*(The first one is done for you)*

- South along High Street
- along Lower Street
- along Tanners Lane
- along Church Lane
- along High Street

## Re-arrange these muddled names...

**CRUHCH NEAL**

-----

**ROWEL ETERST**


-----

**NOWT DEAWOM**

-----

**REEMLEASH SUMUEM**

-----




Produced by  
Visit Haslemere



## Haslemere Town Trail No.2 Shepherd's Hill and Church Lane

## Young Explorers



This trail is designed to be used by children in conjunction with the original 'Haslemere Town Trail No.2'.

Visit Haslemere  
at Haslemere Museum  
78 High Street, Haslemere, Surrey, GU27 2LA  
Tel: +44 (0) 1428 645425 Fax: +44 (0) 1428 645234  
Email: [haslemerevisitor@haslemere.com](mailto:haslemerevisitor@haslemere.com)  
Website: [www.haslemere.com/vic](http://www.haslemere.com/vic)

## WORDSEARCH

R	O	S	S	E	F	O	R	P	U
K	I	E	Z	A	S	N	E	U	Q
K	D	R	O	F	K	A	O	L	I
T	A	N	N	E	R	S	N	P	T
E	N	Q	F	H	E	B	K	E	N
N	K	U	C	W	U	A	D	N	E
N	U	L	O	W	E	R	G	F	T
Y	U	O	T	J	R	T	L	O	N
S	K	X	T	B	F	H	D	L	I
O	O	H	A	K	J	O	Y	D	U
N	T	S	G	P	C	L	W	S	F
I	I	H	E	F	B	O	T	L	K
B	L	A	C	K	S	M	I	T	H
A	M	N	S	H	Y	E	R	P	F
K	T	F	G	R	P	W	S	P	T

1. William Maides, the **Blacksmith**
2. The *Good Intent*
3. **Lower** Street
4. Yew Tree **Cottage**
5. Hannah **Oakford**, the water carrier
6. **Tanners** Lane
7. **Penfolds** Corner
8. Church of St **Bartholomew**
9. The poet, Alfred Lord **Tennyson**
10. Scientist, **Professor** Tyndall

Look at the names above and see if you can find all the bold words in the wordsearch.

## Test your knowledge of Haslemere!

- 1) Who was Sir Robert Hunter? \_\_\_\_\_
- 2) How did "Sheepskin House" get its name? \_\_\_\_\_
- 3) What lane leads from Lower Street to Church Lane? \_\_\_\_\_
- 4) Who founded Haslemere Educational Museum? \_\_\_\_\_

Answers can be found on: [www.haslemere.com/vic](http://www.haslemere.com/vic) or [www.haslemeremuseum/vicwalkandexplore.html](http://www.haslemeremuseum/vicwalkandexplore.html)



## Did you know...?


It is thought that Shepherd's Hill is so named because of the sheep that were brought in to market in Haslemere from local farms.

In early September 1939, almost 8,000 children and helpers arrived at Haslemere railway station, having been evacuated from South and West London.

Parts of the tower on St Bartholomew's Church date from the 13<sup>th</sup> century!

## DOT-TO-DOT

Join the dots to reveal the museum's most famous resident...!



Visit Haslemere

at Haslemere Museum, 78 High Street, Haslemere, Surrey, GU27 2LA Tel: +44 (0) 1428 645425 Fax: +44 (0) 1428 645234

Opening Hours: Tuesday to Saturday 10am-5pm

